


## Resending the Text Message

When a patient begins a Bring Your Own Device (BYOD) program, they are sent an invite text message on their device. If for some reason the patient does not receive the invite or does not respond to the text message, you can resend it on the Invites page.

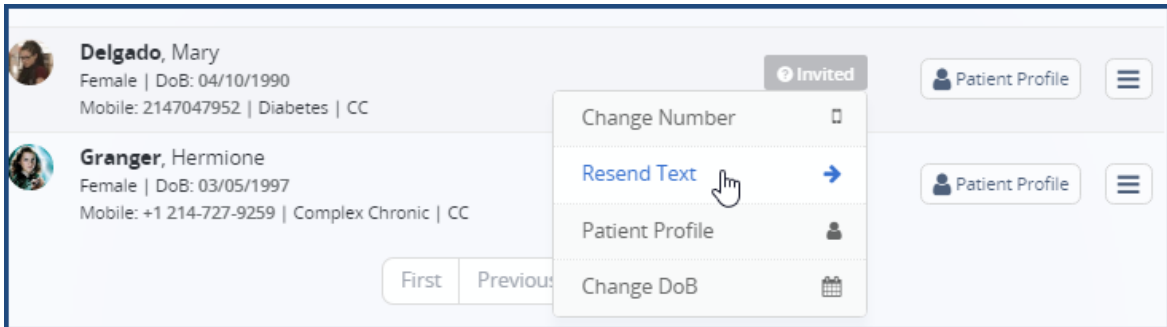
To resend the invite text message:

1. On the navigation panel, click **Invites**.

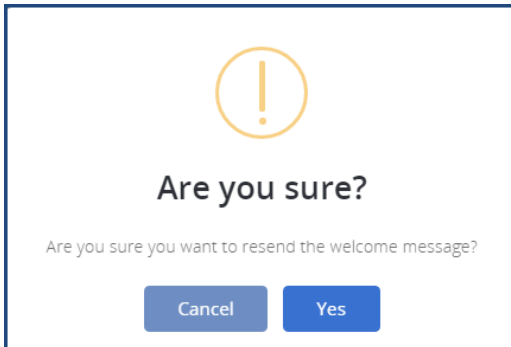
The Invites page appears.

2. Do one of the following:
  - Click the status button.
  - Click the  menu.

3. Click **Resend Text**.



A confirmation message appears.



4. Click **Yes**.

The text message is sent to the patient.