

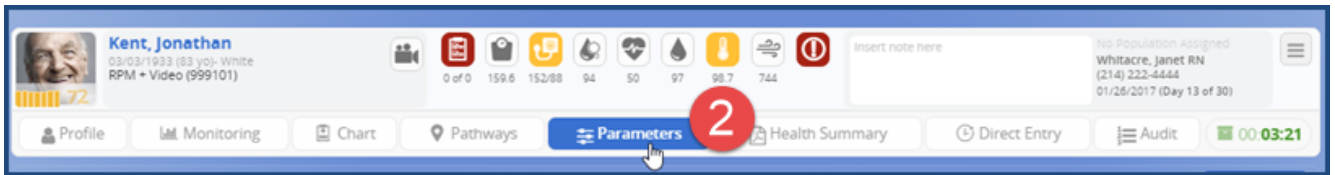
## How To Change Biometric Parameters

As a Care Team member, to change a Patient's biometric parameters:

1. On the **Patient** page, click the Patient whose biometric parameters you want to change.

The Patient Profile page appears.

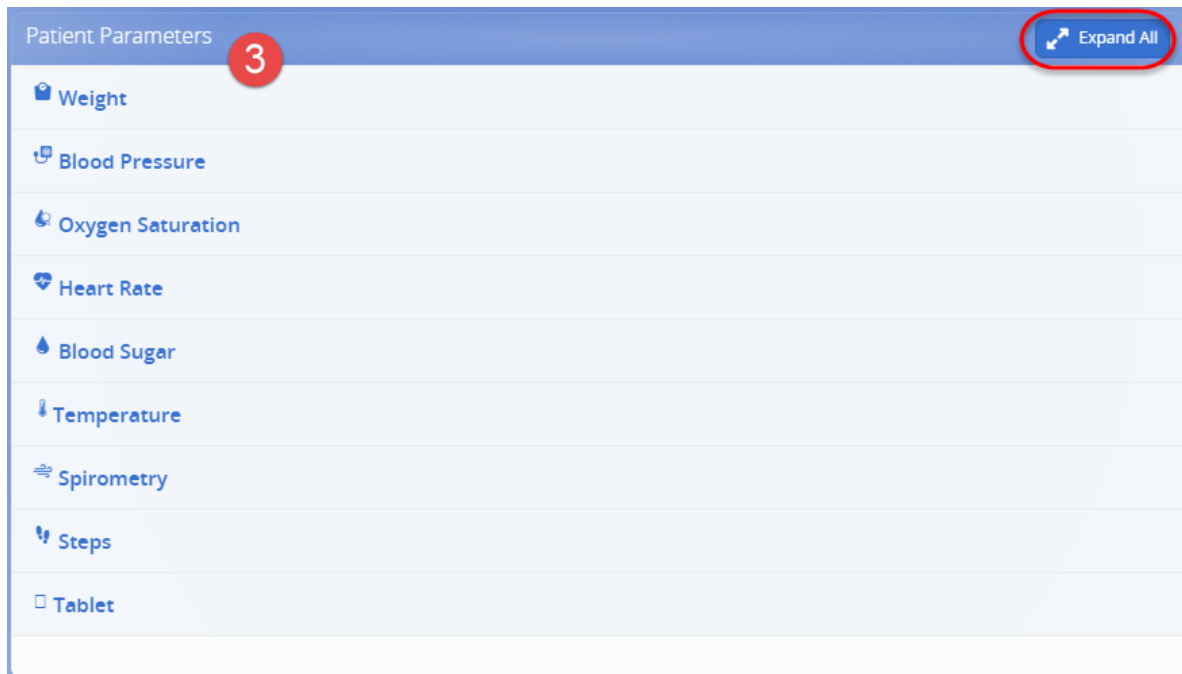
2. Click the **Parameters** tab.



The Patient Parameters page appears.

3. Do either of the following:


- Click **Expand All** to view the parameters for all Patient biometrics.
- Click a single biometric icon to view its parameters. For example, we click the **Weight** icon.



The **Weight** parameters appear.

4. Hover over the box to display arrows. For our example, we click the down arrow to change the **Min Weight** parameter from 154.9 to 154 lbs.

5. Click **Save changes**.

 **Note:** Use the same procedure to change any other biometric parameters for a Patient.